





## 2011 Grade 7 - 12 Student Questionnaire





### 1. What school do you attend?

		Response Percent	Response Count
Crossett Brook Middle School		100.0%	69
Harwood Union Middle School		0.0%	0
Harwood Union High School		0.0%	0
HCLC		0.0%	0
Crossroads		0.0%	0
answered question			69
skipped question			0





## 2. What is your current grade?

		Response Percent	Response Count
7		47.8%	33
8		47.8%	33
9		0.0%	0
10		0.0%	0
11		0.0%	0
12		4.3%	3
answered question			69
skipped question			0









## 3. What is your gender?

		Response Percent	Response Count
Male		52.2%	36
Female		47.8%	33
answered question			69
skipped question			0

#### 4. How would you describe your grades so far this year?

		Response Percent	Response Count
Mostly A's & B's		69.6%	48
B's & C's		20.3%	14
Mostly C's		7.2%	5
Mostly D's or below		2.9%	2
answered question			69
skipped question			0

## 5. Which activities do you participate in at school?

		Response Percent	Response Count
Athletics		60.3%	41
Band		17.6%	12
Chorus		41.2%	28
Drama		22.1%	15
School Clubs		17.6%	12
Community Service		29.4%	20
No school club or extracurricular activity		13.2%	9
Other (please specify)		16.2%	11
		answered question	68
		skipped question	1

## 6. Pride and Celebration: How much do you agree or disagree with each statement below?

	Strongly Disagree	Disagree	Neutral	Agree	Strongly Agree	Rating Average	Rating Count
a. I am proud of my school's staff.	4.4% (3)	7.4% (5)	<b>44.1% (30)</b>	27.9% (19)	16.2% (11)	3.44	68
b. I am getting a good education at my school.	8.7% (6)	5.8% (4)	23.2% (16)	<b>44.9% (31)</b>	17.4% (12)	3.57	69
c. I like to learn.	10.3% (7)	5.9% (4)	27.9% (19)	<b>30.9% (21)</b>	25.0% (17)	3.54	68
d. I am doing my best at school.	4.4% (3)	5.9% (4)	16.2% (11)	<b>42.6% (29)</b>	30.9% (21)	3.90	68
e. School staff recognizes students who improve and succeed.	4.5% (3)	9.0% (6)	<b>38.8% (26)</b>	37.3% (25)	10.4% (7)	3.40	67
f. Mostly, I like school.	16.2% (11)	5.9% (4)	26.5% (18)	<b>35.3% (24)</b>	16.2% (11)	3.29	68
g. I am a successful student.	4.4% (3)	5.9% (4)	19.1% (13)	<b>45.6% (31)</b>	25.0% (17)	3.81	68
h. I like the way my school looks	10.4% (7)	4.5% (3)	<b>34.3% (23)</b>	<b>34.3% (23)</b>	16.4% (11)	3.42	67
answered question							<b>69</b>
skipped question							<b>0</b>

## 7. Day to Day Support: How much do you agree or disagree with each statement below?

	Strongly Disagree	Disagree	Neutral	Agree	Strongly agree	Rating Average	Rating Count
a. The rules at my school are fair.	10.8% (7)	10.8% (7)	<b>40.0% (26)</b>	23.1% (15)	15.4% (10)	3.22	65
b. Most students follow the rules.	19.4% (13)	<b>26.9% (18)</b>	<b>26.9% (18)</b>	20.9% (14)	6.0% (4)	2.67	67
c. I feel safe at school.	9.1% (6)	4.5% (3)	24.2% (16)	<b>40.9% (27)</b>	21.2% (14)	3.61	66
d. I feel safe going to and from school.	4.5% (3)	1.5% (1)	16.7% (11)	<b>47.0% (31)</b>	30.3% (20)	3.97	66
e. Student discipline is handled fairly.	16.9% (11)	20.0% (13)	<b>27.7% (18)</b>	24.6% (16)	10.8% (7)	2.92	65
f. The resources of the library are sufficient to meet my needs.	10.6% (7)	3.0% (2)	28.8% (19)	<b>30.3% (20)</b>	27.3% (18)	3.61	66
g. Technology resources adequately meet my needs.	6.1% (4)	6.1% (4)	19.7% (13)	<b>50.0% (33)</b>	18.2% (12)	3.68	66
h. The cafeteria staff serves high quality food.	18.5% (12)	18.5% (12)	<b>32.3% (21)</b>	23.1% (15)	7.7% (5)	2.83	65
i. The cafeteria staff serves food in a timely manner.	13.8% (9)	6.2% (4)	35.4% (23)	<b>36.9% (24)</b>	7.7% (5)	3.18	65
j. The cafeteria provides enough food to eat.	19.0% (12)	14.3% (9)	22.2% (14)	<b>30.2% (19)</b>	14.3% (9)	3.06	63
answered question							<b>67</b>
skipped question							<b>2</b>

## 8. School Leadership: How much do you agree or disagree with each statement below?

	Strongly Disagree	Disagree	Neutral	Agree	Strongly Agree	Rating Average	Rating Count
a. My principal cares about the quality of teaching at our school.	9.2% (6)	0.0% (0)	29.2% (19)	<b>36.9% (24)</b>	24.6% (16)	3.68	65
b. My principal listens and responds to student concerns.	13.8% (9)	7.7% (5)	26.2% (17)	<b>36.9% (24)</b>	15.4% (10)	3.32	65
c. My principal works hard to see that all students are treated fairly.	9.4% (6)	4.7% (3)	26.6% (17)	<b>37.5% (24)</b>	21.9% (14)	3.58	64
d. I am comfortable with taking an idea or a concern to the principal.	14.1% (9)	9.4% (6)	25.0% (16)	<b>34.4% (22)</b>	17.2% (11)	3.31	64
e. Leadership opportunities exist for students at my school.	12.7% (8)	7.9% (5)	25.4% (16)	<b>38.1% (24)</b>	15.9% (10)	3.37	63
f. The student council and class officers represent the interests of the students.	18.8% (12)	6.3% (4)	<b>32.8% (21)</b>	26.6% (17)	15.6% (10)	3.14	64
answered question							66
skipped question							3

## 9. Expectations: How much do you agree or disagree with each statement below?

	Strongly disagree	Disagree	Neutral	Agree	Strongly agree	Rating Average	Rating Count
a. In my school there are clearly stated rules for student behavior.	6.2% (4)	6.2% (4)	30.8% (20)	<b>35.4% (23)</b>	21.5% (14)	3.60	65
b. I am expected to attend school unless I have an excused absence.	4.6% (3)	4.6% (3)	20.0% (13)	<b>41.5% (27)</b>	29.2% (19)	3.86	65
c. My teachers set high standards for student achievement in their classes.	7.8% (5)	6.3% (4)	28.1% (18)	<b>35.9% (23)</b>	21.9% (14)	3.58	64
d. My teachers expect me to do my best.	4.7% (3)	3.1% (2)	10.9% (7)	<b>51.6% (33)</b>	29.7% (19)	3.98	64
e. My teachers challenge me to think carefully and reason clearly.	6.3% (4)	1.6% (1)	19.0% (12)	<b>46.0% (29)</b>	27.0% (17)	3.86	63
f. I could handle more challenging school work.	12.5% (8)	3.1% (2)	<b>37.5% (24)</b>	28.1% (18)	18.8% (12)	3.38	64
answered question							<b>66</b>
skipped question							<b>3</b>



## 10. Decision-Making: How much do you agree or disagree with each statement below?

	Strongly disagree	Disagree	Neutral	Agree	Strongly agree	Rating Average	Rating Count
a. I feel responsible for my own learning.	3.3% (2)	3.3% (2)	26.7% (16)	<b>41.7% (25)</b>	25.0% (15)	3.82	60
b. I have choices in what I learn.	21.3% (13)	14.8% (9)	<b>29.5% (18)</b>	23.0% (14)	11.5% (7)	2.89	61
c. Students have a voice in decision making at my school.	12.9% (8)	12.9% (8)	<b>30.6% (19)</b>	<b>30.6% (19)</b>	12.9% (8)	3.18	62
d. My school is preparing me well for my future.	10.0% (6)	6.7% (4)	<b>40.0% (24)</b>	28.3% (17)	15.0% (9)	3.32	60
e. My school helps me set goals.	8.2% (5)	19.7% (12)	<b>29.5% (18)</b>	<b>29.5% (18)</b>	13.1% (8)	3.20	61
f. I have the resources and support at my school to plan for my future education and career.	11.9% (7)	6.8% (4)	<b>37.3% (22)</b>	33.9% (20)	10.2% (6)	3.24	59
answered question							62
skipped question							7

## 11. Relationships: How much do you agree or disagree with each statement below?

	Strongly disagree	Disagree	Neutral	Agree	Strongly agree	Rating Average	Rating Count
a. I am treated with respect by other students in my school.	9.8% (6)	6.6% (4)	34.4% (21)	<b>36.1% (22)</b>	13.1% (8)	3.36	61
b. I am treated with respect by teachers.	8.1% (5)	4.8% (3)	35.5% (22)	<b>38.7% (24)</b>	12.9% (8)	3.44	62
c. I am treated with respect by school administrators.	6.5% (4)	1.6% (1)	<b>38.7% (24)</b>	<b>38.7% (24)</b>	14.5% (9)	3.53	62
d. I am treated with respect by school office staff.	4.8% (3)	1.6% (1)	33.9% (21)	<b>41.9% (26)</b>	17.7% (11)	3.66	62
e. I am treated with respect by library staff.	3.2% (2)	0.0% (0)	30.6% (19)	<b>43.5% (27)</b>	22.6% (14)	3.82	62
f. I am treated with respect by cafeteria staff.	4.9% (3)	0.0% (0)	36.1% (22)	<b>42.6% (26)</b>	16.4% (10)	3.66	61
g. I can find at least one adult in the school whom I can talk to about things that are important to me.	6.6% (4)	8.2% (5)	29.5% (18)	<b>36.1% (22)</b>	19.7% (12)	3.54	61
h. I am comfortable talking with my school counselor about an idea or concern.	13.1% (8)	8.2% (5)	<b>34.4% (21)</b>	29.5% (18)	14.8% (9)	3.25	61
i. My teachers give me help when I need it.	9.8% (6)	1.6% (1)	31.1% (19)	<b>39.3% (24)</b>	18.0% (11)	3.54	61
j. Students who do well academically are respected by other students.	8.2% (5)	19.7% (12)	<b>29.5% (18)</b>	27.9% (17)	14.8% (9)	3.21	61

answered question	63
skipped question	6

**12. Please answer a few questions about your school work. During this school year, how much has your class work emphasized the following mental activities?**

	Very much	Quite a bit	Some	Very little	Rating Average	Rating Count
a. Memorizing facts or ideas from your courses so you can repeat them in similar form	14.5% (9)	32.3% (20)	<b>43.5% (27)</b>	9.7% (6)	2.48	62
b. Understanding information and its meaning; being able to explain ideas in pretty much your own words	27.4% (17)	<b>40.3% (25)</b>	25.8% (16)	6.5% (4)	2.11	62
c. Applying information to new situations or real-world problems	17.7% (11)	<b>41.9% (26)</b>	33.9% (21)	6.5% (4)	2.29	62
d. Analyzing/examining the basic parts of an idea or experience	17.7% (11)	<b>43.5% (27)</b>	33.9% (21)	4.8% (3)	2.26	62
e. Organizing and combining ideas to form new meanings/relationships	14.5% (9)	37.1% (23)	<b>40.3% (25)</b>	8.1% (5)	2.42	62
f. Making judgments about the value of information or ideas; evaluating whether conclusions are sound	12.9% (8)	40.3% (25)	<b>43.5% (27)</b>	3.2% (2)	2.37	62
g. Learning new information and skills instead of reviewing things you have already been taught	18.0% (11)	<b>42.6% (26)</b>	29.5% (18)	9.8% (6)	2.31	61

	answered question	63
	skipped question	6

### 13. What are the strengths of your school that have helped you?

	Response Count
--	----------------

50

	answered question	50
	skipped question	19

### 14. If you could change something about your school to make it better, what would it be?

	Response Count
--	----------------

50

	answered question	50
	skipped question	19

### 15. Is there anything else you would like to say about your school?

**Response  
Count**

37

**answered question**

**37**

**skipped question**

**32**